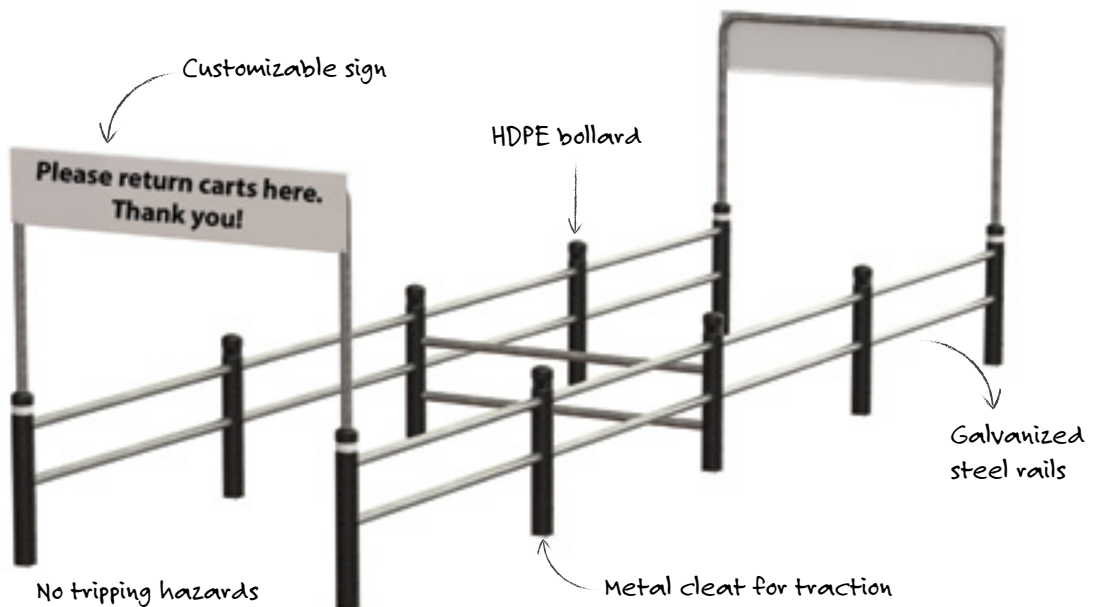


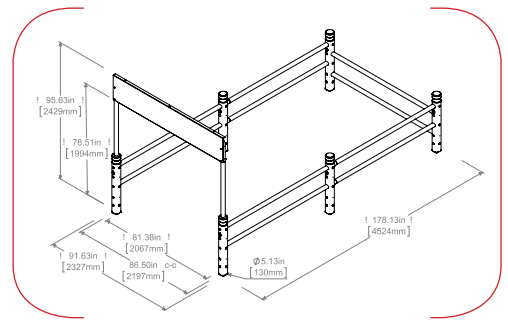
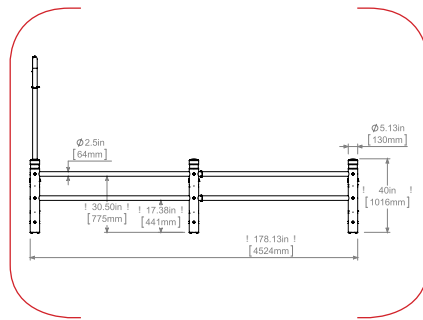
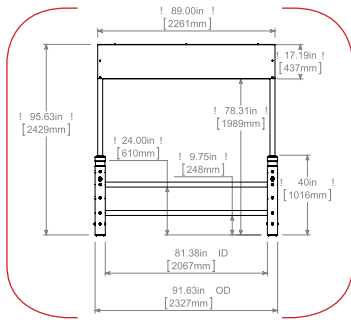
Bollard CartMagnet™ Standard

Open Frame Cart Return Station with Front Sign

Designed and engineered for exceptional durability, the Bollard CartMagnet dramatically increases voluntary cart return and can easily be seen over the highest SUVs and mini-vans. We've eliminated tripping hazards by removing ground frames. We've added strength and stability to the unit with top crossbars and stop bars.

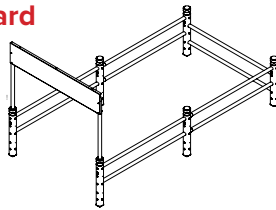
- Surface Mounted—Metal cleat technology digs into the asphalt and minimizes movement inside the parking space
- Eye-catching new design—Bollard & rail construction are strong and offer a modern aesthetic to your parking lot
- Installation—Installs quick with standard hardware and tools. Swaging technology to interlock side rails into one another





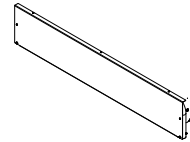
Bollard CartMagnet Standard

BCMS3-401



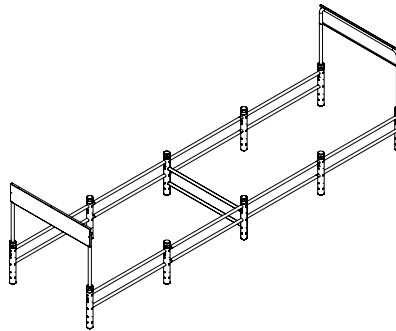
Custom Graphics

Call for pricing and details

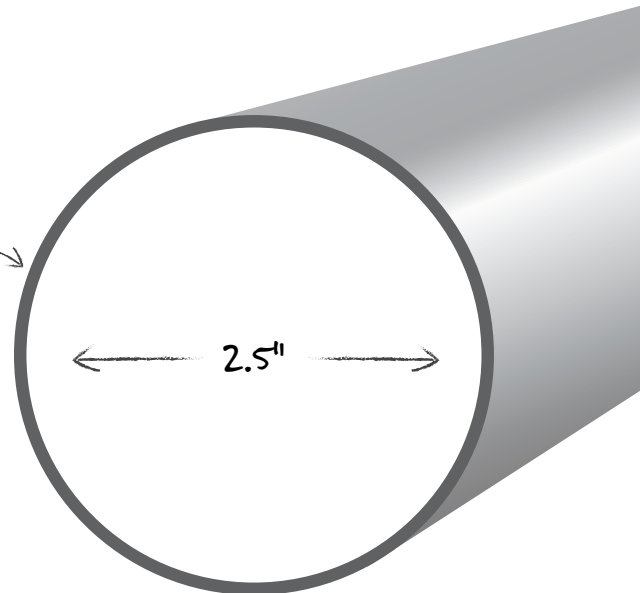


Bollard CartMagnet Standard - Back to Back

BCMS3-BB-401



Actual diameter
of tubing!
56% larger than an
average cart return
stations



401
Black

Standard Colors
3 week lead.